

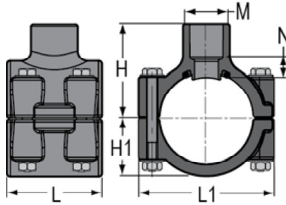
Schedule 80 Saddles



**Clamp-On Saddle x Socket
Single Outlet PVC Gray**

with EPDM O-ring Seal & Zinc-Plated Hardware
2"- 4" 235, 6" 200, 8"-12" 150 psi @ 73°F
(23°C)

Dimensions Also Applicable to
866S-XXX, 866V-XXX & 866SV-XXX



Part Number	Size	H	H1	L	L1	M	N	Bolt Torque FT./LBS.	Hole Size	No of Bolts	Approx. Wt. (Lbs.)
866-247	2X1/2	2- 3/8	1- 1/2	2- 7/16	3- 7/16	1- 3/16	5/16	8	3/4	4	.61
866-248	2X3/4	2- 1/2	1- 1/2	2- 7/16	3- 7/16	1- 3/8	5/16	8	7/8	4	.61
866-249	2X1	2- 5/8	1- 1/2	2- 7/16	3- 7/16	1-11/16	5/16	8	1-1/8	4	.64
866-250	2X1-1/4	2- 3/4	1- 1/2	2- 7/16	3- 7/16	2- 1/16	5/16	8	1-1/2	4	.66
866-251	2X1-1/2	2-15/16	1- 1/2	2- 7/16	3- 7/16	2- 3/8	5/16	8	1-1/2	4	.72
866-291	2-1/2X1-1/2	3- 3/16	1-11/16	4- 1/16	4	2- 3/8	3/8	8	7/8	4	1.03
866-333 ¹	3X1/2	3- 5/16	2- 1/16	3	4- 5/8	1- 3/8	13/16	8	7/8	4	.90
866-334	3X3/4	3- 1/16	2- 1/16	3	4- 5/8	1- 3/8	9/32	8	1-1/8	4	.87
866-335	3X1	3- 3/16	2- 1/16	3	4- 5/8	1-11/16	5/16	8	2-1/4	4	.90
866-336 ¹	3X1-1/4	4- 1/32	2- 1/16	4- 3/32	4- 5/8	3	1- 1/32	8	2-1/4	4	1.46
866-337 ¹	3X1-1/2	4- 1/32	2- 1/16	4- 3/32	4- 5/8	3	29/32	8	2-1/4	4	1.41
866-338	3X2	3- 5/8	2- 1/16	4- 3/32	4- 5/8	3	3/8	8	1-1/8	4	1.27
866-415 ¹	4X1/2	4- 3/32	2- 5/8	3	5- 9/16	2- 3/8	31/32	8	1-1/8	4	1.31
866-416 ¹	4X3/4	4- 3/32	2- 5/8	3	5- 9/16	2- 3/8	27/32	8	1-1/8	4	1.29
866-417	4X1	3-13/16	2- 5/8	3	5- 5/8	1-11/16	7/16	8	1-1/8	4	1.25
866-418 ¹	4X1-1/4	4-13/32	2- 5/8	4- 3/32	5- 5/8	2- 3/8	29/32	8	1-3/4	4	1.70
866-419	4X1-1/2	4- 1/8	2- 5/8	4- 3/32	5- 9/16	2- 3/8	1/2	8	1-3/4	4	1.64
866-420	4X2	4- 3/16	2- 5/8	4- 1/8	5- 5/8	3	7/16	8	2-1/4	4	1.71
866-421 ¹	4X2-1/2	5	2- 5/8	5- 7/16	5-23/32	4- 9/32	3/4	8	3	4	2.77
866-422	4X3	4- 5/8	2-19/32	5- 7/16	5-11/16	4- 1/4	1/2	8	3	4	2.40
866-523 ¹	6X1/2	5-13/32	3- 7/8	3	7- 3/4	1-11/16	1- 7/32	10	1-1/8	4	2.40
866-524 ¹	6X3/4	5- 7/16	3- 7/8	3	7- 3/4	1-11/16	1- 1/8	10	1-1/8	4	2.38
866-525	6X1	5- 1/8	3- 7/8	3	7-15/16	1-11/16	11/16	10	1-1/8	4	2.35
866-526 ¹	6X1-1/4	5-15/16	3- 7/8	4- 1/8	7- 3/4	3	1- 3/8	10	2-1/4	4	3.27
866-527 ¹	6X1-1/2	5-15/16	3- 7/8	4- 1/8	7- 3/4	3	1- 1/4	10	2-1/4	4	3.22
866-528	6X2	5- 1/2	3- 7/8	4- 1/8	7- 3/4	3	11/16	10	2-1/4	4	3.08
866-529 ¹	6X2-1/2	6- 7/16	3- 7/8	6	7-15/16	4- 1/4	1- 1/8	10	3	4	4.77
866-530	6X3	5-15/16	3- 7/8	6	7-15/16	4- 1/4	25/32	10	3	4	4.40
866-532	6X4	6	3-29/32	6	7-15/16	5- 3/16	5/8	10	4	6	5.26
866-573 ¹	8X1/2	7- 3/4	4- 7/8	8- 1/2	9-7/8	5- 5/16	1- 1/2	10	4	6	9.65
866-574 ¹	8X3/4	8- 3/32	4- 7/8	8- 1/2	9-7/8	5- 1/4	2- 3/4	10	4	6	9.64
866-575 ¹	8X1	8- 3/32	4- 7/8	8- 1/2	9-7/8	5- 1/4	2- 5/8	10	4	6	9.65
866-576 ¹	8X1-1/4	8- 3/32	4- 7/8	8- 1/2	9-7/8	5- 1/4	2- 1/2	10	4	6	9.80
866-577 ¹	8X1-1/2	8- 3/32	4- 7/8	8- 1/2	9-7/8	5- 1/4	2- 3/8	10	4	6	9.83
866-578	8 X 2	6-1/2	4- 7/8	8- 1/2	9-7/8	3	11/16	10	4	6	9.42
866-579 ¹	8X2-1/2	8- 5/32	4- 7/8	8-1/2	9-7/8	5- 7/32	2- 1/2	10	4	6	9.42
866-580 ¹	8X3	7-11/16	4- 7/8	8- 1/2	9- 7/8	5- 7/32	2- 1/16	10	4	6	9.24
866-582	8X4	7- 5/16	4- 7/8	8- 1/2	9-7/8	5- 1/4	11/16	10	4	6	8.41
866-585	8X6	8- 3/32	4- 7/8	8- 1/2	9-7/8	7- 5/8	11/16	10	6	6	9.68
866-621 ¹	10X2	8- 7/8	6- 1/32	8- 1/2	12- 5/16	5- 1/4	1-15/16	10	6	6	13.26
866-624	10X4	8-15/32	6- 1/32	8- 1/2	12- 5/16	5- 1/4	13/16	10	4	6	12.25
866-626	10X6	9- 9/32	6- 1/32	8- 1/2	12- 5/16	7- 5/8	13/16	10	6	6	13.26



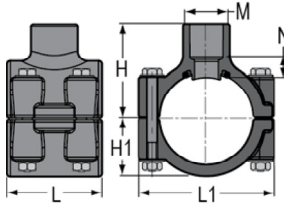
Schedule 80 Saddles

**Clamp-On Saddle x Socket
Single Outlet PVC Gray**

(Continued)

with EPDM O-ring Seal & Zinc-Plated Hardware
2"- 4" 235, 6" 200, 8"-12" 150 psi @ 73°F
(23°C)

Dimensions Also Applicable to
866S-XXX, 866V-XXX & 866SV-XXX



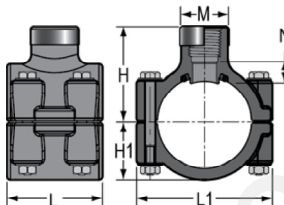
Part Number	Size	H	H1	L	L1	M	N	Bolt Torque FT./LBS.	Hole Size	No of Bolts	Approx. Wt. (Lbs.)
866-664	12X4	9- 9/16	7- 5/32	8- 1/2	14- 5/16	5- 1/4	7/8	10	4	6	15.77
866-666	12X6	10- 3/8	7- 5/32	8- 1/2	14- 5/16	7- 5/8	7/8	10	6	6	16.71

*Outlet-sized with Bushing

**Clamp-On Saddle x SR
Thread Single Outlet PVC
Gray**

with EPDM O-ring Seal & Zinc-Plated Hardware
2"- 4" 235, 6" 200, 8"-12" 150 psi @ 73°F
(23°C)

Dimensions Also Applicable to
867S-XXXSR, 867V-XXXSR
& 867SV-XXXSR



Part Number	Size	H	H1	L	L1	M	N	Bolt Torque FT./LBS.	Hole Size	Approx. Wt. (Lbs.)
867-247SR	2X1/2	2- 3/8	1- 1/2	2- 7/16	3- 7/16	1- 3/16	5/16	8	3/4	.62
867-248SR	2X3/4	2- 1/2	1- 1/2	2- 7/16	3- 7/16	1- 3/8	5/8	8	7/8	.64
867-249SR	2X1	2- 5/8	1- 1/2	2- 7/16	3- 7/16	1-11/16	9/16	8	1-1/8	.66
867-250SR	2X1-1/4	2- 3/4	1- 1/2	2- 7/16	3- 7/16	2- 1/16	11/16	8	1-1/2	.69
867-251SR	2X1-1/2	2-15/16	1- 1/2	2- 7/16	3- 7/16	2- 3/8	3/4	8	1-1/2	.76
867-291SR	2-1/2X1-1/2	3- 3/16	1-11/16	4- 1/16	4	2- 3/8	13/16	8	1-3/4	1.11
867-333SR ¹	3X1/2	3- 5/16	2- 1/16	3	4- 5/8	1- 3/8	15/16	8	7/8	.91
867-334SR	3X3/4	3- 1/16	2- 1/16	3	4- 5/8	1- 3/8	9/16	8	7/8	.90
867-335SR	3X1	3- 3/16	2- 1/16	3	4- 5/8	1-11/16	9/16	8	1-1/8	.92
867-336SR ¹	3X1-1/4	4- 1/32	2- 1/16	4- 3/32	4- 5/8	3	1- 5/16	8	2-1/4	1.49
867-337SR ¹	3X1-1/2	4- 1/32	2- 1/16	4- 3/32	4- 5/8	3	2-11/16	8	2-1/4	1.49
867-338SR	3X2	3- 5/8	2- 1/16	4- 3/32	4- 5/8	3	7/8	8	2-1/4	1.39
867-415SR ¹	4X1/2	4- 3/32	2- 5/8	3	5- 9/16	2- 3/8	1- 1/8	8	1-1/8	1.33
867-416SR ¹	4X3/4	4- 3/32	2- 5/8	3	5- 9/16	2- 3/8	1- 1/8	8	1-1/8	1.31
867-417SR	4X1	3-13/16	2- 5/8	3	5- 5/8	1-11/16	11/16	8	1-1/8	1.29
867-418SR ¹	4X1-1/4	4-13/32	2- 5/8	4- 3/32	5- 5/8	2- 3/8	1- 7/32	8	1-3/4	1.76
867-419SR ¹	4X1-1/2	4- 1/8	2- 5/8	4- 3/32	5- 9/16	2- 3/8	15/16	8	1-3/4	1.71
867-420SR	4X2	4- 3/16	2- 5/8	4- 1/8	5- 5/8	3	15/16	8	2-1/4	1.79
867-421SR ¹	4X2-1/2	5	2- 5/8	5- 7/16	5-23/32	4- 9/32	1- 7/32	8	3	2.92
867-422SR	4X3	4- 5/8	2-19/32	5- 7/16	5-11/16	4- 1/4	31/32	8	3	2.64
867-523SR ¹	6X1/2	5-13/32	3- 7/8	3	7- 3/4	1-11/16	1- 3/8	8	1-1/8	2.42
867-524SR ¹	6X3/4	5- 7/16	3- 7/8	3	7- 3/4	1-11/16	1- 3/8	10	1-1/8	2.41
867-525SR	6X1	5- 1/8	3- 7/8	3	7-15/16	1-11/16	15/16	10	1-1/8	2.36
867-526SR ¹	6X1-1/4	5-15/16	3- 7/8	4- 1/8	7- 3/4	3	1-11/16	10	2-1/4	3.30
867-527SR ¹	6X1-1/2	5-15/16	3- 7/8	4- 1/8	7- 3/4	3	1- 3/4	10	2-1/4	3.30
867-528SR	6X2	5- 1/2	3- 7/8	4- 1/8	7- 3/4	3	1- 7/32	10	2-1/4	3.17
867-529SR ¹	6X2-1/2	6- 7/16	3- 7/8	6	7-15/16	4- 1/4	1- 9/16	10	3	4.92