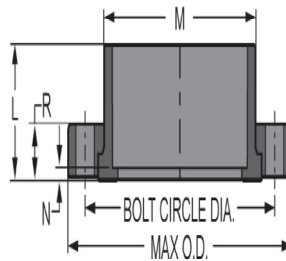


Schedule 80 PVC Technical Information
PVC Pipe Flange Dimensions & Information



**Flange Van Stone Style
with Multi-Bold Pattern
Ring
(Two Piece)**

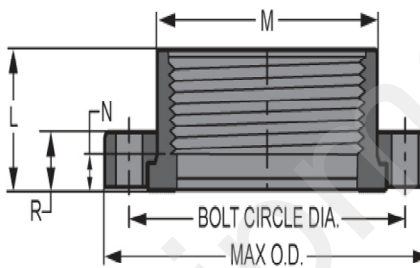
Socket



Part Number	Size	L	M	N	R	Bolt Circle Dia Max	Bolt Circle Dia Min	Bolt Size	Max. O.D.	No of Bolts	Approx. Wt. (Lbs.)
M854-020	2	1-11/16	2-15/16	3/16	13/16	4-15/16	4- 1/2	5/8	6	4	.85
M854-060	6	3- 3/8	7- 9/16	7/16	1- 9/32	9-1/2	9-7/32	3/4	11	8	4.83
M854-080	8	4- 3/8	9- 5/16	3/8	1- 3/8	11-3/4	11- 1/2	3/4	13- 1/2	8	6.90

**Flange Van Stone Style
(Two Piece)**

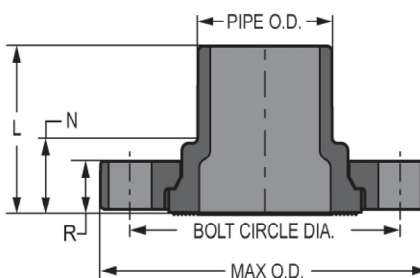
Flt



Part Number	Size	L	M	N	R	Bolt Circle Dia.	Bolt Size	Max. O.D.	No of Bolts	Approx. Wt. (Lbs.)
855-005	1/2	1- 1/32	1- 7/32	9/32	17/32	2- 3/8	1/2	3- 1/2	4	.19
855-007	3/4	1- 5/32	1- 3/8	13/32	9/16	2- 3/4	1/2	3- 7/8	4	.27
855-010	1	1- 1/4	1- 3/4	5/16	5/8	3- 1/8	1/2	4- 1/4	4	.36
855-012	1-1/4	1- 3/8	2- 1/8	13/32	11/16	3- 1/2	1/2	4- 5/8	4	.44
855-015	1-1/2	1-15/32	2- 7/16	13/32	3/4	3- 7/8	1/2	5	4	.55
855-020	2	1- 9/16	2-31/32	1/2	13/16	4- 3/4	5/8	6	4	.87
855-025	2-1/2	2	3- 9/16	7/16	1	5- 1/2	5/8	7	4	1.48
855-030	3	2- 1/8	4- 1/4	1/2	1- 1/16	6	5/8	7- 1/2	4	1.76
855-040	4	2- 1/16	5- 1/4	3/8	1- 1/4	7- 1/2	5/8	9	8	2.68
855-060F	6	6-13/16	7- 3/16	5-5/16	1- 1/4	9- 1/2	3/4	11	8	7.62
855-080F	8	8- 1/8	9- 5/16	6- 7/16	1- 1/2	11- 3/4	3/4	13- 1/2	8	12.73
855-100F	10	10- 3/8	11- 9/16	8- 9/16	1-11/16	14- 1/4	7/8	16	12	21.49

**Flange Van Stone Style
(Two Piece)**

Spigot



Part Number	Size	L	N	R	Bolt Circle Dia.	Bolt Size	Max. O.D.	No of Bolts	Approx. Wt. (Lbs.)
856-005	1/2	1- 3/4	29/32	17/32	2- 3/8	1/2	3- 1/2	4	.20
856-007	3/4	1-15/16	31/32	9/16	2- 3/4	1/2	3- 7/8	4	.28
856-010	1	2- 3/16	1- 1/32	5/8	3- 1/8	1/2	4- 1/4	4	.38

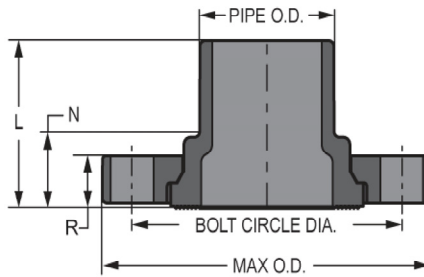


Schedule 80 PVC Technical Information
PVC Pipe Flange Dimensions & Information

**Flange Van Stone Style
 (Two Piece)**

(Continued)

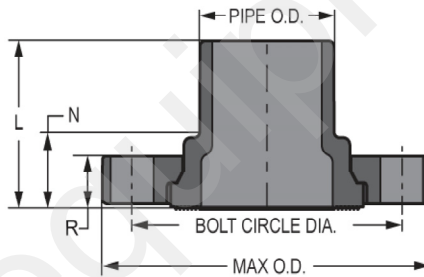
Spigot



Part Number	Size	L	N	R	Bolt Circle Dia.	Bolt Size	Max. O.D.	No of Bolts	Approx. Wt. (Lbs.)
856-012	1-1/4	2-11/32	1- 3/32	11/16	3- 1/2	1/2	4- 5/8	4	.47
856-015	1-1/2	2- 5/8	1- 9/32	3/4	3- 7/8	1/2	5	4	.60
856-020	2	2- 7/8	1-11/32	13/16	4- 3/4	5/8	6	4	.93
856-025	2-1/2	3- 1/16	1- 9/32	1	5- 1/2	5/8	7	4	1.55
856-030	3	3- 3/8	1- 7/16	1- 1/16	6	5/8	7- 1/2	4	1.85
856-040	4	3- 7/8	1- 5/8	1- 1/4	7- 1/2	5/8	9	8	2.99
856-060	6	4- 3/4	1-25/32	1- 9/32	9- 1/2	3/4	11	8	4.76
856-080	8	5- 7/8	1-15/16	1- 3/8	11- 3/4	3/4	13- 1/2	8	7.67
856-100	10	8	2- 1/4	1- 5/8	14- 1/4	7/8	16	12	15.61
856-120	12	8- 1/2	2- 3/16	1- 5/8	17	7/8	19	12	22.66

**Flange Van Stone Style
 with Multi-Bolt Pattern
 Ring
 (Two Piece)**

Spigot



Part Number	Size	L	N	R	Bolt Circle Dia.	Bolt Size	Max. O.D.	No of Bolts	Approx. Wt. (Lbs.)
M856-020	2	2- 7/8	1-11/32	13/16	4- 1/2	5/8	6	4	.94
M856-060	6	4- 3/4	1-25/32	1- 9/32	9- 7/32	3/4	11	8	4.90
M856-080	8	5- 7/8	1-15/16	1- 3/8	11- 1/2	3/4	13- 1/2	8	7.82

