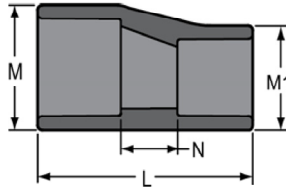




Schedule 80 Fittings

Coupling - Eccentric Reducer

Socket x Socket



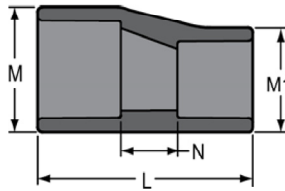
| Part Number | Size | L | M | M1 | N | Approx. Wt. (Lbs.) |
|------------------------|-------------|---------|---------|---------|----------|--------------------|
| 829-101FE | 3/4X1/2 | 3-7/16 | 1- 3/8 | 1- 1/8 | 1-7/16 | .08 |
| 829-130FE | 1X1/2 | 4-1/16 | 1- 5/8 | 1- 1/8 | 1-13/16 | .12 |
| 829-131FE | 1X3/4 | 4 | 1- 5/8 | 1-1/8 | 1- 3/4 | .13 |
| 829-168FE | 1-1/4X1 | 4-5/8 | 2 | 1-11/16 | 1-7/8 | .23 |
| 829-209FE ² | 1-1/2X1/2 | 8 | 2- 1/4 | 1- 1/8 | 5-1/2 | .33 |
| 829-210FE ² | 1-1/2X3/4 | 7-15/16 | 2- 1/4 | 1- 3/8 | 5-7/16 | .33 |
| 829-211FE | 1-1/2X1 | 5-5/16 | 2-1/4 | 1-11/16 | 2-9/16 | .24 |
| 829-212FE | 1-1/2X1-1/4 | 4-9/16 | 2- 5/16 | 2- 1/16 | 1-9/16 | .30 |
| 829-249FE | 2X1 | 6- 1/8 | 2- 3/4 | 1-11/16 | 3- 1/8 | .39 |
| 829-250FE | 2X1-1/4 | 6- 1/8 | 2- 3/4 | 2- 1/16 | 2- 7/8 | .39 |
| 829-251FE | 2X1-1/2 | 5-9/16 | 2- 3/4 | 2- 5/16 | 2-5/16 | .33 |
| 829-289FE ² | 2-1/2X1 | 10-3/8 | 3-5/16 | 1-11/16 | 7-1/8 | .88 |
| 829-290FE ² | 2-1/2X1-1/4 | 10-3/8 | 3- 5/16 | 2- 1/16 | 6-7/8 | .99 |
| 829-291FE ² | 2-1/2X1-1/2 | 9-13/16 | 3- 5/16 | 2- 5/16 | 6-5/16 | .94 |
| 829-292FE | 2-1/2X2 | 6-5/8 | 3- 5/16 | 2-13/16 | 2-7/8 | .69 |
| 829-335FE ² | 3X1 | 11- 7/8 | 3-15/16 | 1-11/16 | 8- 3/8 | 1.12 |
| 829-336FE ² | 3X1-1/4 | 11- 7/8 | 3-15/16 | 2- 1/16 | 8- 1/8 | 1.22 |
| 829-337FE ² | 3X1-1/2 | 11-5/16 | 3-15/16 | 2- 5/16 | 7-9/16 | 1.21 |
| 829-338E | 3X2 | 5-7/8 | 4-5/32 | 2-7/8 | 2-15/32 | 1.00 |
| 829-338FE | 3X2 | 8- 1/8 | 3-15/16 | 2-13/16 | 4- 1/8 | .83 |
| 829-339FE | 3X2-1/2 | 7- 1/4 | 4- 1/16 | 3- 7/16 | 3 | 1.05 |
| 829-417FE ³ | 4X1 | 17 | 5- 1/8 | 1-11/16 | 13- 1/2 | 2.37 |
| 829-418FE ³ | 4X1-1/4 | 17 | 5- 1/8 | 2- 1/16 | 13- 1/4 | 2.31 |
| 829-419FE ³ | 4X1-1/2 | 16-7/16 | 5- 1/8 | 2- 5/16 | 12-11/16 | 2.37 |
| 829-420FE ² | 4X2 | 13- 1/4 | 5- 1/8 | 2-13/16 | 9- 1/4 | 2.22 |
| 829-421FE ² | 4X2-1/2 | 12- 3/8 | 5- 1/8 | 3- 7/16 | 8- 1/8 | 2.40 |
| 829-422FE | 4X3 | 8- 3/4 | 5- 1/8 | 4- 1/8 | 4- 1/4 | 1.69 |
| 829-490FE | 5X4 | 10 | 6-1/4 | 5-3/16 | 4-3/4 | 2.75 |
| 829-528FE ³ | 6X2 | 20- 7/8 | 7- 5/16 | 2-13/16 | 15- 7/8 | 5.30 |
| 829-529FE ³ | 6X2-1/2 | 20 | 7- 5/16 | 3- 7/16 | 14- 3/4 | 4.95 |
| 829-530FE ² | 6X3 | 16- 3/8 | 7- 5/16 | 4- 1/8 | 10- 7/8 | 4.58 |
| 829-532FE | 6X4 | 11- 1/8 | 7- 5/16 | 5- 3/16 | 5- 5/8 | 3.39 |
| 829-533FE | 6X5 | 11- 1/4 | 7- 3/8 | 6- 5/16 | 5 | 4.31 |
| 829-575FE ⁵ | 8X1 | 34-3/8 | 9-1/2 | 1-11/16 | 28-7/8 | 13.09 |
| 829-577FE ⁵ | 8X1-1/2 | 34-1/4 | 9-1/2 | 2-5/16 | 28-1/2 | 11.56 |
| 829-578FE ⁴ | 8X2 | 30- 5/8 | 9- 1/2 | 2-13/16 | 24- 5/8 | 11.40 |
| 829-580FE ³ | 8X3 | 26- 1/8 | 9- 1/2 | 4- 1/8 | 19- 5/8 | 11.45 |
| 829-582FE ² | 8X4 | 20- 7/8 | 9- 1/2 | 5- 3/16 | 14- 3/8 | 10.08 |
| 829-583FE ² | 8X5 | 21 | 9- 1/2 | 6- 5/16 | 13- 3/4 | 10.77 |
| 829-585FE | 8X6 | 15- 1/4 | 9- 1/2 | 7- 1/2 | 7- 3/4 | 8.40 |
| 829-624FE ³ | 10X4 | 32 | 11- 3/4 | 5- 3/16 | 24- 1/2 | 20.83 |



Coupling - Eccentric Reducer

(Continued)

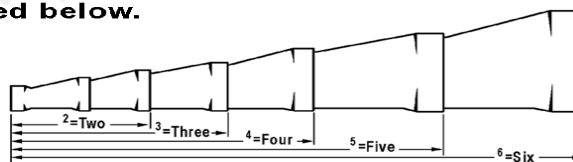
Socket x Socket



| Part Number | Size | L | M | M1 | N | Approx. Wt. (Lbs.) |
|------------------------|-------|----------|----------|----------|----------|--------------------|
| 829-625FE ³ | 10X5 | 32- 1/8 | 11- 3/4 | 6- 5/16 | 23- 7/8 | 22.82 |
| 829-626FE ² | 10X6 | 26- 1/2 | 11- 3/4 | 7- 1/2 | 18 | 18.61 |
| 829-628FE | 10X8 | 18- 1/16 | 11- 3/4 | 9- 5/8 | 8- 9/16 | 13.81 |
| 829-664FE ⁴ | 12X4 | 43- 1/2 | 13-15/16 | 5- 3/16 | 35 | 37.53 |
| 829-666FE ³ | 12X6 | 37- 7/8 | 13-15/16 | 7- 1/2 | 28- 3/8 | 36.65 |
| 829-668FE ² | 12X8 | 29- 9/16 | 13-15/16 | 9- 5/8 | 19- 1/16 | 32.09 |
| 829-670FE | 12X10 | 20- 5/8 | 13-15/16 | 11-15/16 | 9- 1/8 | 23.63 |
| 829-696FE ³ | 14X6 | 41- 3/8 | 15- 3/16 | 7- 1/2 | 31- 1/8 | 41.01 |
| 829-698FE ² | 14X8 | 33- 1/16 | 15- 3/16 | 9- 5/8 | 21-13/16 | 35.00 |
| 829-700FE | 14X10 | 24- 1/8 | 15- 3/16 | 11-15/16 | 11- 7/8 | 29.88 |
| 829-702FE | 14X12 | 20- 1/8 | 15- 3/8 | 14- 1/8 | 6- 7/8 | 30.11 |
| 829-756FE ⁴ | 16X6 | 54- 1/4 | 17- 1/2 | 7- 1/2 | 43 | 73.56 |
| 829-758FE ³ | 16X8 | 45-15/16 | 17- 1/2 | 9- 5/8 | 33-11/16 | 69.73 |
| 829-760FE ² | 16X10 | 37 | 17- 1/2 | 11-15/16 | 23- 3/4 | 59.25 |
| 829-762FE ² | 16X12 | 33 | 17- 1/2 | 14- 1/8 | 18- 3/4 | 64.09 |
| 829-764FE | 16X14 | 24- 5/8 | 17- 1/2 | 15- 1/2 | 9- 5/8 | 45.99 |
| 829-786FE ⁵ | 18X6 | 69- 1/4 | 19-11/16 | 7- 1/2 | 57 | 121.36 |
| 829-788FE ⁴ | 18X8 | 60-15/16 | 19-11/16 | 9- 5/8 | 47-11/16 | 132.39 |
| 829-790FE ³ | 18X10 | 52 | 19-11/16 | 11-15/16 | 37- 3/4 | 109.42 |
| 829-792FE ³ | 18X12 | 48 | 19-11/16 | 14- 1/8 | 32- 3/4 | 109.80 |
| 829-794FE ² | 18X14 | 39- 5/8 | 19-11/16 | 15- 1/2 | 23- 5/8 | 97.05 |
| 829-796FE | 18X16 | 28- 5/8 | 19-11/16 | 17-11/16 | 11- 5/8 | 66.93 |

Eccentric Reducer Coupling Footnotes
Multi-Step Configurations

The number after the part number denotes steps listed below.



Example: 829-626FE² (2 = 2 Step)

